



Date: April 26th

SUBJECT: AcuraWatch™ 360 Bumper Cover Repairs

Models equipped with AcuraWatch™ 360, have radar units behind front and rear bumper covers and require extra consideration when performing repairs to either bumper cover.

In the interest of safety, it is critical nothing disrupts proper performance of any radar mounted behind the bumper covers. To prevent performance issues of the radar, American Honda recommends basecoat paint thickness of bumper covers to not exceed **40 µm**.

If damage reaches the material on the front or back side of the bumper radio wave emission range, the bumper cover will need to be replaced with a recommended genuine new part and refinish according to the repair paint manufacturer's instructions.

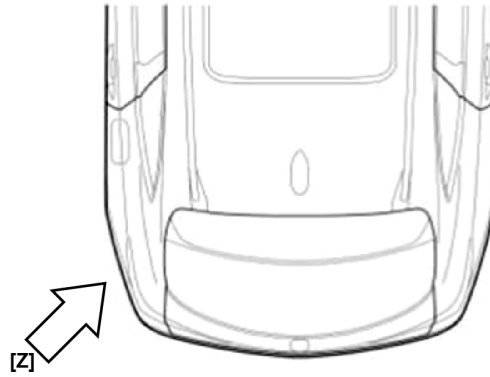
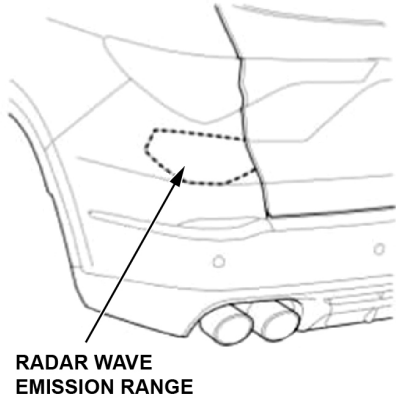
Damage or partial coating within the radar wave emission range of the bumper equipped with the radar unit may interfere with its operation, so refer to the table below to determine whether to repair:

		Damaged Condition	
		Crack, Dent, or Gouge	Paint Scratches
Damaged Area	Within Radar Wave Emission Range	Cannot be repaired	Can be repaired only by sanding the entire radar wave emission range
	Out of Radar Wave Emission Range	Can be repaired, however if some of the refinishing material crosses into the radar wave emission range, then the entire radar emission range should be refinished. Do NOT blend in the radar emission range area.*	Can be repaired, however if some of the refinishing material crosses into the radar wave emission range, then the entire radar emission range should be refinished. Do NOT blend in the radar emission range area.*

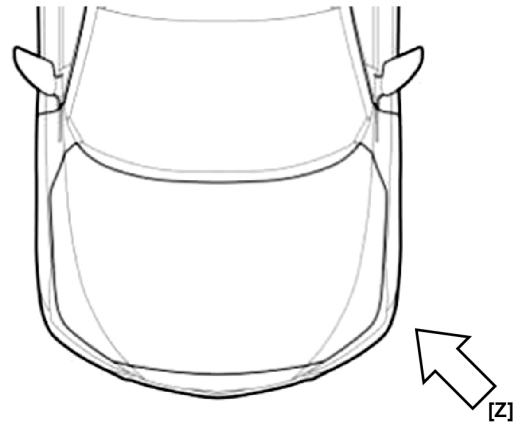
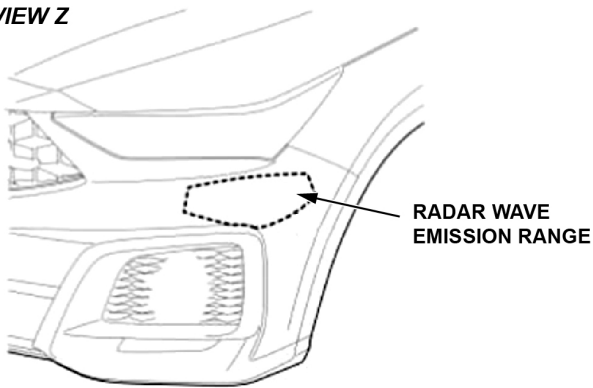
*: Make sure the following Repair Paint of Radar Wave Emission Range for more details.

Location Examples of Radar Wave Emission Ranges

VIEW Z



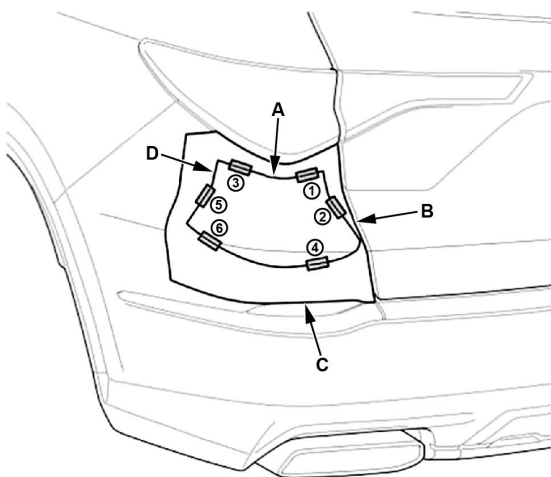
VIEW Z



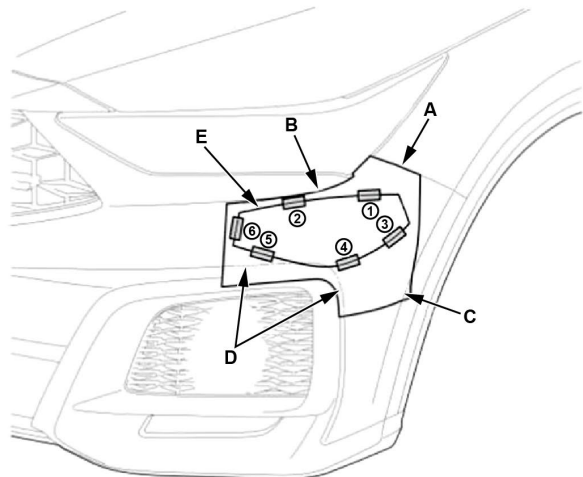
To locate model specific radar locations, refer to the Visual Index located in the Service Manual.
Blind Spot Information (BSI) Rear Bumper Repair Templates

The radar waves passing through the bumper covers are more affected by the type and location of the repair. Cracks or dents within the radar wave emission range cannot be repaired and will require bumper replacement.

REAR VIEW



FRONT VIEW



To assist technicians in determining where the radar wave emission area is, a printable template is provided in the body repair manual. This template can be taped onto the bumper and will help determine if the bumper can be repaired or will require replacement.

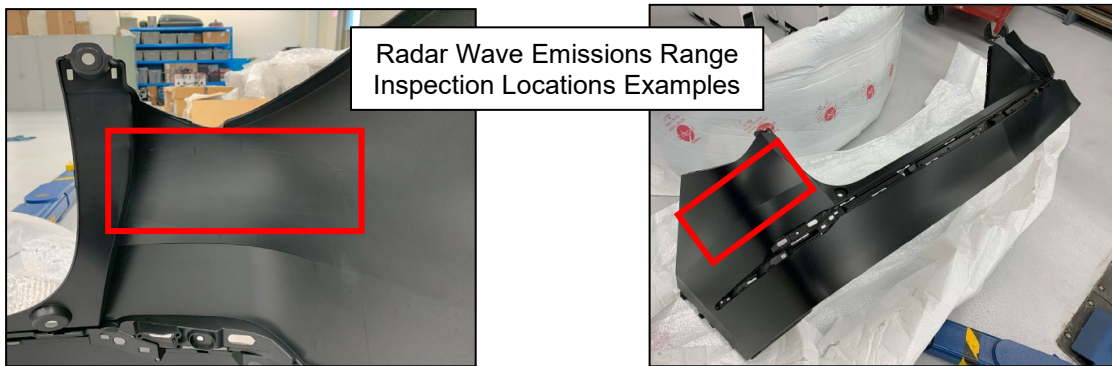
Refer to the following for a printable template and more details:

- Template for Non-Repairable Zone on Bumper Cover [Blind Spot Information System]
- Precautions for Handling Bumpers [Blind Spot Information System] Page

Inspecting Delivered Bumper Covers

When inspecting a delivered new bumper cover, it is important to inspect the Radar Wave Emission Range areas. If damage to the plastic material of the bumper cover exists within the Radar Wave Emissions Range area, the bumper cover cannot be used.

NOTICE: Do not repair bumper cover when damage is found on the radar wave emission range at receiving and return it to an authorized dealership.



Approved Paint Manufacturers

Products from the manufacturers below are approved for bumper cover paint repairs on vehicles equipped with AcuraWatch™ 360:

- PPG
- Sherwin-Williams
- Axalta Coating Systems
- BASF

Locating AcuraWatch™ 360 Radar Units

To provide understanding of the possible radar locations, the below diagram may be used as general reference when verifying if a vehicle is equipped with AcuraWatch™ 360 radar units. Radar units may be integrated into the emblem of the front grille assembly in some models.

To locate model specific radar locations, refer to the Visual Index located in the Service Manual.

